

## Quality Ingredients

- Gelatin (from Pig)
- Chicken liver
- Dried Egg Yolk
- Calcium lactate
- Kelp (Organic)
- Taurine
- Adrenal Glands (New Zealand)
- Vitamin E (D-alpha tocopheryl succinate)
- Kidney Glands (New Zealand)
- Vitamin B 50 Complex
- Magnesium

Our ingredients are organic, high quality human grade and approved by the USDA. The formulation of ingredients is based on the recommendations of our holistic veterinarians expressly for our feline diets. Our diets are approved and recommended by holistic veterinarians across the country. So you can rest assured that your Feline Instincts® product represents the best knowledge of professionals.

### Feline Instincts® Kidney Support Diet is available in two sizes:

Our Large 25 oz. bag makes about 20 pounds of food

Our Small 5 oz. bag makes about 4 pounds of food

### Customer Service And Support

We all know that our felines will benefit the most with a knowledgeable caregiver. Therefore, I am available to help with the preparation of *Feline Instincts® diets* if you need it. Call 352-503-6518 or visit [www.felineinstincts.com](http://www.felineinstincts.com)

Sincerely,

Felice

© Feline Instincts LLC ®

## Happy Customer

We wholeheartedly believe that your Kidney diet saved Jack's life. He was dying when I contacted you and nothing was working. Not even pre-made raw foods. Only when we started him on Feline Instincts Kidney Diet did he begin to recover from Stage 4 back down to Stage 2. Our Vet cannot believe how stable he has remained over the past few years. FI has made both Jack and Lizzie healthier. Everyone comments on how soft their fur is and how young they look for almost 13 years old. I always comment that it's Feline Instincts and have referred others.

Please know that you are helping and we appreciate it more than anything.


Caleigh, Canada



AKA "Cat Instincts"

[www.felineinstincts.com](http://www.felineinstincts.com)

352-503-6518



Made in the USA



My Natural Kidney Diet™

**PLUS Chicken Liver**

Not A Cure For Renal Disease

**Recommended By Holistic Veterinarians**

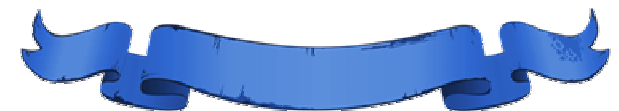
*For Cats & Dogs with Renal Problems*



**King Tut**

*Nature Created Felines As  
Carnivores*

*Feed Them Nature's Way*



## Dealing With CRF

Any cat caregiver's worst nightmare is learning one day their beloved friend has a terminal disease. The initial reaction to the diagnosis may be a feeling of helplessness and despair. While feline chronic renal failure (CRF) is progressive and terminal, with an early diagnosis, a lot of love, patience, and dedication the condition may be managed effectively for some time. There is no cure for renal disease, but there is hope in stabilizing and maintaining a good quality of life for your cat. If you are reading this then you are searching for that hope. It is proven that a natural raw food diet can be very beneficial to cats with mild to moderate renal failure. *Feline Instincts® Kidney Diet* premix provides the basis for such a diet. Our holistic veterinarians have this to say about our *Kidney Support Diet...*

Dr. Anna Maria Gardner on CRF

*"A natural raw food diet can be very beneficial to cats with mild to moderate renal failure, who are under veterinarian care. Feline Instincts' Kidney Support diet is modified to contain lower protein and higher fat, with B- vitamins that are so essential in renal failure. The kidneys can manage the lower protein intake and yet still enjoy the benefits of a raw food diet which is so much healthier for their bodies. Your holistic veterinarian can also prescribe natural remedies to help support your cat's kidneys along with this diet."*

Anna Maria Gardner DVM, M.A. M.B. Holistic Veterinarian [www.petsynergy.com](http://www.petsynergy.com)

## Feline Renal Support supplements by Standard Process

Most Holistic veterinarians prescribe an additional supplement called "**Feline Renal Support**" pills (2 a day) or "**Renafood**" pills (1 a day) by **Standard Process** to go along with our raw Kidney Diet. Our study showed that a cat's creatin levels are decreased significantly with this additional supplement. Your holistic veterinarian may have other natural remedies that will work also. You may also do an online search for Renafood pills.

Our holistic veterinarian can call **Standard Process** for information at: 800-848-5061 or check their web site at: [www.standardprocess.com](http://www.standardprocess.com)

**Important Note:** Always consult your veterinarian concerning a diet for your cat that has kidney problems. Only holistic veterinarians believe in raw diets.

## Recipe

**Ingredients. DO NOT add other ingredients to our recipe because you dilute the calcium and meat ratio!**

1. 1 cup/250ml of filtered or distilled water
2. 3/4 cup /107 gr of "*Kidney Support premix with liver* powder.
3. 2 lbs./900gr raw ground or chopped boneless skinless chicken or turkey dark meats. Stew meats if beef.
4. 1.5 lb.700gr canned or steamed peeled & pureed Pumpkin or other squashes. NO other veggies.
5. 4 Salmon Oil Capsules (4000 mg) or 2 strokes of the salmon oil pump.

## Mixing

1. Add water and salmon oil to a bowl and stir.
2. Add chopped, ground or diced meat and stir gently.
3. Add the Kidney Support Diet powder and stir gently until mixed well.
4. Add any 25 oz. can of pumpkin/squash, or any kind of fresh Squash. For fresh squash, peel, seed and chop squash of choice. Then steam or cook well in a vegetable steamer and puree thoroughly in a blender or food processor. Set aside to cool before adding to recipe.
5. Mix thoroughly and measure daily meals in pint size Zip Lock freezer bags. I don't freeze in freezer bags anymore because of the toxic smell it gives the recipe. Or freezer safe wide mouth canning jars. If you use the zip lock bags freeze in flat Tupperware boxes, separating each layer with paper towels. Or, freeze portions in ice cube trays and then pop them in freezer bags or jars when frozen.
6. Thaw bags as needed in cold water. Warm in a covered glass or stainless steel bowl in hot tap water

7. Keep meals frozen for up to 6 months and keep thawed only 24 or 36 hours. Don't leave food out for feeding more than 1/2 hour, then put back in fridge.

All ingredients of this recipe are essential. Replacing or omitting ingredients will interrupt the nutritional balance.

Serve 1/2 - 3/4 cup twice a day or as directed by your vet. Stools will be less often and firm. Urination will be more than usual.


## Handling Your Stress

Having a cat with renal disease can be a very stressful time for you too. Your stress will naturally be felt by your cat and can create more anxiety for them. Bach Flower has two flower remedies to help you named Elm and Sweet Chestnut. They will help you to remain strong, loving and supportive for your friend. Normally these remedies can be found in good health stores. If you cannot find them in your area call or email and I will direct you to a place online where you can buy it.

## Enticements

If you have a finicky cat on your hands, feed your kitty at least 8 hours after their last meal. Remember, unfamiliar foods don't smell the same as they have been eating. Take a small amount and put it in the kitty's mouth. This should help them accept the new food. Our liver powders or Nutritional Yeast Flakes (not brewers yeast) are also very good for transitioning kitty to the new foods. Some cats will throw up beef meats.

If that fails, stir in a small amount of spring water tuna juice in their meal just to flavor it. If they eat the meal, then gradually reduce the tuna juice each day until you are serving the meals without tuna juice. I used this for King Ramesses and Lady Natascha and they where eating the raw diet in five days without any enticements. Our chicken liver powder or Halo 100% chicken treats work well also.



Caesar